

# WAYNE®

| utility | **SUMP** | sewage | well | lawn | pool | specialty |

## SUMP PUMPS

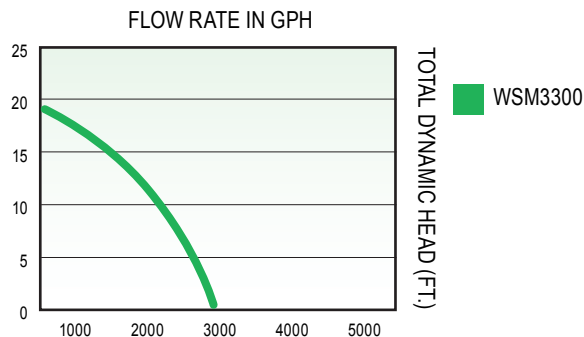
**battery back-up systems**



- Microprocessor Controller checks for AC power and battery status, then self-tests for float and 12V pump operation every 14 Days
- Dialer Notification calls any number you choose to alert you to a problem before flooding occurs. Program up to 3 phone numbers—your cell phone, your neighbor, the plumber.
- Easily connects to any standard phone line (telephone service required for Auto dialer function)
- Includes connection port for 3rd party security system notification
- Smart Charging Technology eliminates surface charge and brings battery back to optimal levels.
- Use any deep cycle 12V battery, wet cell (SLA) or maintenance free (battery not included)
- Powerful DC pump moves up to 3300 GPH @ 0 feet

### PERFORMANCE

Model	Discharge Head	0'	5'	10'	15'	20'
WSM3300	Gallons/Hour	3300	2800	2300	1500	100



# WAYNE®

| utility | **SUMP** | sewage | well | lawn | pool | specialty |

## ADVANCED NOTIFICATION

### CONDITION

#### PRIMARY PUMP STATUS

AC Power Interrupted	!	🔊	☎️	🛡️
Primary Pump Suspect	!	🔊	☎️	

#### BACK-UP DC PUMP STATUS

DC Pump In Operation	!	🔊	🛡️	
DC Pump Not Operable (Failed Test)	!	🔊	☎️	
Check Floats For Debris	!	🔊		
Capacity Overflow Possible	!	🔊	☎️	
DC Impeller Locked	!	🔊	☎️	

#### BATTERY CHARGER





Transformer Bad	!	🔊	☎️	🛡️
-----------------	---	---	----	----

#### MICROPROCESSOR CONTROLLER

Blown Controller Fuse	!	🔊	☎️	🛡️
-----------------------	---	---	----	----

#### 12 V BATTERY STATUS

DC Pump Under Test	!			
Battery Fully Charged	!			
Battery 80% Charged	!			
Battery 60% Charged	!			
Battery 40% Charged	!	🔊		
Battery 20% Charged	!	🔊	☎️	
Battery Dead	!	🔊	☎️	🛡️
Battery Condition Questionable	!	🔊	☎️	
Reverse Polarity		🔊		

 MESSAGE ON UNIT SCREEN   
  AUDIBLE ALARM  
 CALL PHONE   
  SECURITY SYSTEM



#### DEEP CYCLE BATTERY SIZE

##### IF YOUR SUMP PUMP RUNS....

	1X EVERY MINUTE	1X EVERY 5 MINUTES	1X EVERY 10 MINUTES
	HOURS OF PROTECTION		
<b>40 A-Hr</b>	<b>12 Hr</b>	<b>53 Hr</b>	<b>92 Hr</b>
<b>75 A-Hr</b>	<b>23 Hr</b>	<b>100 Hr</b>	<b>172 Hr</b>

Battery not included. Assumes a typical 10 ft. rise on the discharge pipe, and 17 inch diameter sump pit. Results may vary.